

PSAMMONALIA

Newsletter of the International Association of Meiobenthologists



NUMBER 74

NOVEMBER 1986

Newsletter of the International Association of Meiobenthologists

OLAV GIERE

Editor

Zoological Institute and Zoological Museum
University of Hamburg, Martin-Luther-King-Pl. 3
D-2000 Hamburg 13, Fed. Rep. Germany

INTERNATIONAL ASSOCIATION OF MEIOBENTHOLOGISTS

Executive Committee

Chairperson

OLAV GIERE

Zoological Institute, Univ. Hamburg, Martin-Luther-King-Pl. 3, D-2000 Hamburg 13, F.R.G.

Treasurer

ANNO FAUBEL

Institut für Hydrobiologie und Fischereiwissenschaft, Univ. Hamburg, Zeiseweg 9,
D-2000 Hamburg 50, F.R.G.

Committee Members

SUSAN S. BELL

Department of Biology, University of South Florida, Tampa, FL 33620, U.S.A.

CHRISTER ERSEUS

Zoological Institution, University of Göteborg, Box 250 59, S-400 31 Göteborg, Sweden

CARLO HEIP

Marine Biology Section, Zoology Institute, State University of Gent, B-9000 Gent, Belgium

RICHARD M. WARWICK

Inst. Mar. Environ. Res., Prospect Place, The Hoe, Plymouth PL1 3DH, England

WILFRIED WESTHEIDE

Univ. Osnabrück, FB 5, Spezielle Zoologie, Barbarastr. 11, D-4500 Osnabrück, F.R.G.

Board of Correspondents

SUSAN S. BELL

Department of Biology, University of South Florida, Tampa, FL 33620, U.S.A.

PHILIPPE BODIN

Laboratoire d'Océanogr. Biologique, Univ. Bretagne Occidentale, 6, Ave Le Gorgeu,
F-29283 Brest Cedex, France

BRUCE C. COULL

Belle W. Baruch Institute Mar. Coastal Research, Univ. S. Carolina, Columbia, S.C.
29208, U.S.A.

ALEXANDER FRICKE

National Research Institute of Oceanogr., Oceanogr. Dept., Univ. Cape Town, Pvt. Bag,
Rondebosch 7700, Rep. South Africa

EIKE HARTWIG

Zoological Institute, Univ. Hamburg, Martin-Luther-King-Pl. 3, D-2000 Hamburg 13, F.R.G.

RUDY HERMAN

Marine Biology Section, Zoology Institute, State University of Gent, B-9000 Gent, Belgium

GEOFFREY R.H. HICKS

National Museum of New Zealand, Pvt. Bag, Wellington, New Zealand

W. DUANE HOPE

National Museum of Natural History, Dept. Invert. Zool., Washington, D.C. 20560, U.S.A.

TATSUNORI ITO

Seto Marine Biological Laboratory, Sirahama, Wakayama-Ken, Japan 649-22

TERESA RADZIEJEWSKA

Institute of Fisheries Oceanography, Ul. Kazimierza Królewicza 4, 71-550 Szczecin, Poland

FRANZ RIEMANN

Institut für Meeresforschung, Am Handelshafen 12, D-2850 Bremerhaven-1, F.R.G.

Dear Friends,

a 'farewell' from your old chairman and a 'hello' to the new one! Good luck to you, John Fleeger! After three years it is with some relief, but indubitably also with some regret that I say 'good bye' to you all.

These pages have been to me a way of exchanging personal opinions with you, a 'conversation' which you may have welcomed or disliked - if it reached you, it had already fulfilled its task.

In most of these editorials I didn't really plan a particular topic long in advance, I rather got those ideas just accidentally. Something came into my mind reading an article, discussing matters with friends or watching people around.

Well, during the last weeks I had the occasion to meet numerous biologists and realized from many encounters that often colleagues reacted strangely withdrawn and stiff, almost bitter. Too stiff to stay open-minded for the wide spectrum of events that life around offers. Since this absent-minded, almost unsocial attitude was not only noticed by me and was particularly evident in younger people, I am inclined to refer it to the extreme competition and hard pressure laid upon the not yet established colleagues struggling for their professional chances.

I am not sure whether they realize that openmindedness, a warm interest in general life (and life is far more than biology!) are basic professional prerequisites, as important as profound scientific knowledge. It is the classical "semper apertus" that enables us to maintain a 'normal' capacity of judgement, to separate important from irrelevant, to become more than just a biologist. Psychic and local seclusion, limitation of the own horizon to just the roofs of the institutes further this strange attitude. In this respect, life at the universities, where one is always together with young folks, prevents from becoming an 'autistic' biologist.

Let's keep our hearts and minds open, interested in the wide range of life and not just in some pickled creatures, purified compounds or pixilated calculations. Or, as J. Steinbeck put it in his "Sea of Cortez":



"The true biologist deals with life, with teaming boisterous life, and learns something from it, learns that the first rule of life is living. The dry-balls cannot possibly learn a thing every starfish knows..."

But let me assure you, in large symposia it was just the meiofauna group that found itself always strikingly close to Steinbeckian philosophy.



Well, coming to the end of my term as the chairman of I.A.M., I have to thank many of you for your interest and for encouraging comments. Please, pass this positive attitude, so relevant for our work, also on to my successor John Fleeger. He will need it as I did. The most important impulse, however, is your continuous support of I.A.M. by paying your dues, extending your membership in time. I take it as a confirmation for membership being a worthwhile decision that during my three years we could gain 80 new members. That the overall number of I.A.M. members did not rise to more than 292 has to be ascribed to the dramatic drop which we regularly suffer at the beginning of each year when we have to conclude membership of all those who forgot to pay. Although we recovered well from a 'depression' in 1985, we always regret it very much to lose members this way. And I am almost sure, John Fleeger will have to share the same experience. It seems an unwritten law, since before my term Carlo Heip has had these problems too. But else I am optimistic about further progress in I.A.M., convinced that the new 'Manual' will give us a big drive (see p. 6).

I should not conclude this last edition without gratefully acknowledging the good cooperation and help of my treasurer, Anno Faubel. In particular, I deeply thank my assistant, Mrs. Christa Langheld, for her invaluable contribution to each issue of PSAMMONALIA. Without her keeping the files, sorting the literature references and typing the final version of each page, PSAMMONALIA could not have been published during the last three years. And finally, another one ...

...There was this strange chairman from Germany,
Whom members may keep in weird memory,
After three years he quit,
But he could not omit
Concluding his term with queer 'poetry'.

Yours sincerely

Al. R.



"I vote for a new chairman!"

I.A.M. NEWS

The new chairman of I.A.M., John Fleeger, has appointed David Thistle as his new treasurer. David's address:

Department of Oceanography
Florida State University
Tallahassee, Fl. 32306, U.S.A.

To all you 86-expiring members:

Those of you from Europe should take the last convenient chance to pay your fees while the 'treasure' is still here in Hamburg. But you got to be quick! You can easiest enclose DM 25.00 in bills in a normal envelop and mail it to us. Then you are fine for two more years. To all members from the US and other oversea countries: Please, send your money in the beginning of '87 to the new treasurer. His account no. etc will be published in the February issue of PSAMMO-NALLA. The new annual fee will be 5.00 g.

"It is the fundamental emotion which stands at the cradle of true arts and science. Whoever does not know it and can no longer wonder, no longer marvel, is as good as dead, and his eyes are dimmed."

Albert Einstein

...WHERE DO THEY ALL COME FROM?

The 292 I.A.M. members in good standing come from 39 countries all over the world. The majority (103) live in the USA, second is Germany with 39 meiobenthologists, third are the French colleagues with 21 members. Arranged by continents, Europe gains a clear prevalence:

Europe	50.9 %
North-America	35.4 %
Asia	7.6 %
South and Central America	3.1 %
Africa	1.7 %
Australia and New Zealand	1.5 %

ADVICE TO JOHN

For chairing the Association
We now need some bold inspiration:
How could fees get payed
By all - undelayed?
Give a prize to the best-paying nation!

(Free fare to Louisiana?
Free beer in waltzing Vienna?
Free limerick publication?
Free sample enumeration?)

SIXTH INTERNATIONAL SYMPOSIUM ON AQUATIC NEMATODES.

**5 to 9 july 1987
Laboratoire Arago
Banyuls-sur-Mer (France).**

First announcement.

All approaches to the study of aquatic nematodes are welcome: morphology, ecology, ecophysiology, pollution studies....

As has been customary during previous meetings, participants should kindly present their current investigations in an informal manner (oral presentation, poster, movie or video documents) allowing sufficient time for meaningful discussions.

Accommodations and board will be provided in the laboratory quarters (130 F per day). Reservations can also be made in local hotels at higher costs.

Would you please circulate this announcement among your colleagues, especially those missing on my mailing list.

Please return the reply slip as soon as possible.
Looking forward to meeting you in Banyuls next summer.

Yours sincerely.

F. de Bovée

.....

Reply slip

(Name).....will attend Banyuls meeting

Address:

accompagnied by:

Lab. accomodation:

Hotel reservation:

Will present: paper (oral presentation) (...); poster (...);

movie (...); video (...); other:

Provisional tittle:

The correspondence could be sent to:


F. de Bovée

Laboratoire Arago

F-66650 Banyuls sur Mer (France)

David J. Patterson,
(Co-ordinating organizer, ISEP-7),
Department of Zoology,
University of Bristol,
Bristol BS8 1UG,
England.

Tel. 0272 303030 ext. 3815



I. S. E. P. - 7

The 7th. Scientific Meeting of the
International Society for Evolutionary Protistology

UNOFFICIAL FIRST NOTICE

- Co-ordinating organizer: D. J. Patterson
Department of Zoology,
University of Bristol,
Bristol BS8 1UG,
England. Tel 0272 303030 Ex 3815
- Location of meeting: Royal Holloway & New Bedford College
London
- Date of meeting: 20th - 23rd / 24th July, 1987
- Local Secretary: Prof. J. Dodge,
Department of Botany,
Royal Holloway & Bedford New Colleges
Egham, Surrey GU25 4LN
- Cost: Estimated £180 for full package
(4 days accommodation, meals,
banquet & registration fee)
- Proceedings: To be published in Biosystems
(eds. D. J. Patterson, M. A. Sleight,
Ø. Moestrup, S. Moss, P. Rizzo)

PROGRAMME THEMES

- The evolution of flagellar and ciliary systems
(Chairmen: M. Melkonian, M. A. Sleight)
- The evolution of the genome and of nuclei
(Chairmen: T. Cavalier-Smith, M. Sogin)
- Organelle evolution & Symbiosis
(Chairmen: L. Rothschild & J. Whatley)
- Evolution around the species level
(Chairmen: P-M. Daggett, A. N. Other)
- Major lines of protistan evolution
(Chairmen: M. Ragan, F. Spiegel)
- Evolutionary Protistology, concepts & techniques
(Chairmen: A. Adoutte & D. Lipscomb)

WORKSHOP

- The theory and application of cladistics
(Co-ordinator, D. Lipscomb)

SPECIAL LECTURES

- President's address (D. Goode)
Senior Guest Speaker (D. Goode)

"INTRODUCTION TO THE STUDY OF MEIOFAUNA"

Robert P. HIGGINS & Hjalmar THIEL, editors

Progress Report

Over fifty authors have been working with us this past year to produce an entirely new book on meiofauna; it will not be just a revision of the "meiofaunal manual".

Most manuscripts have been received. Some new chapters have been suggested and we are seeking authors for these. Our prospective publisher, Smithsonian Press, has been working with us and made available a set of guidelines which we sent (September-November, 1986) to each author along with our suggestions for revision. Although some chapters will have to be shortened, reorganized, or both, most are in good condition.

The authors have decided to extract general methods from each taxonomic chapter and have them incorporated into the methods section where they will be cross-referenced back to the taxonomic chapters. Some new chapters have been added to the original contents, some chapters have new titles, some have been rearranged into a more rational sequence.

We will ask authors to return their revised manuscripts a month after receiving them; those who have computer facilities compatible with the system used at the Smithsonian Press will be asked to submit their revisions on a computer disk so as to expedite the tenuous job of editing. To further expedite the publication of the book and to reduce its sales price, we have agreed to submit camera-ready copy to the publisher.

If manuscripts are promptly returned, we should be able to proceed with outside reviews, chapter by chapter, soon after January, 1987. Depending upon the condition of the chapters, whether or not they are on computer discs, the necessary changes in art work, etc., we hope to have the camera-ready copy completed by January, 1988.

Although there will be an index in the book, we have decided to eliminate the publication of appendices dealing with sources of equipment and supplies since it creates "advertising problems". Each author will be encouraged to provide the editors with copies of such appendices so that readers of the

book can request them independently as necessary.

We hope that all of those reading this report will bring to our attention any new equipment, materials, methods, etc., which will help appropriate authors create the most current and comprehensive chapter dealing with the subject. But most of all, we hope our authors will continue their patient and cooperative help that is so important in this effort. There are no funds to support this work. The editors are doing this work in addition to carrying on full-time research programs. Neither editor has more than a minor amount of secretarial or technical assistance. Consequently, meiobenthologists, be patient, we'll get the job done as soon as possible!

We invite your questions and/or comments.
Thank you.

Robert P. Higgins

Hjalmar Thiel

CONTENTS:

Acknowledgements
Table of contents
Preface (A. D. MCINTYRE)

P a r t I. I N T R O D U C T I O N

Chapter 1. PROSPECTUS (R. HIGGINS & H. THIEL)
Chapter 2. HISTORY OF MEIOFAUNAL RESEARCH
(B. COULL & O. GIÈRE)
Chapter 3. ECOLOGY OF THE MARINE MEIOFAUNA
(B. COULL)
Chapter 4. ECOLOGY OF THE FRESH-WATER MEIOFAUNA
(R. PENNAK)

P a r t II. M E T H O D S

Chapter 5. ABIOTIC FACTORS (O. GIÈRE, A. ELEFTHÉRIOU & D. MURISON)
Chapter 6. BIOTIC FACTORS (N. GREISER & A. FAUBEL)
Chapter 7. SAMPLING EQUIPMENT (J. FLEEGER, D. THISTLE & H. THIEL)
Chapter 8. SAMPLING STRATEGIES (D. THISTLE & J. FLEEGER)
Chapter 9. SAMPLING PROCESSING (O. PFANNKUCHE & H. THIEL)
Chapter 10. ORGANISM PROCESSING (W. WESTHEIDE & G. PURSCHKE)
Chapter 11. CULTURE TECHNIQUES (J. TIETJEN)

- Chapter 12. EXPERIMENTAL TECHNIQUES (S. BELL)
- Chapter 13. ENERGETICS (R. FELLER & R. WARWICK)
- Chapter 14. DATA PROCESSING EVALUATION AND ANALYSIS (C. HEIP, R. HERMAN, K. K. SOETAERT)
- Chapter 15. THE NANOBIENTHOS (B. BURNETT)
- P a r t III. M E I O F A U N A L T A X A
- Chapter 16. TAXONOMIC AND CURATORIAL CONSIDERATIONS (R. HIGGINS)
- Chapter 17. SARCOMASTIGOPHORA (A. GOODAY)
- Chapter 18. CILIOPHORA (J. CORLISS, E. HARTWIG, S. LENK)
- Chapter 19. CNIDARIA (H. THIEL)
- Chapter 20. TURBELLARIA (L. CANNON & A. FAUBEL)
- Chapter 21. GNATHOSTOMULIDA (W. STERRER & R. FARRIS)
- Chapter 22. NEMERTEA (J. NORENBURG)
- Chapter 23. NEMATODA (F. RIEMANN)
- Chapter 24. GASTROTRICHA (E. RUPPERT)
- Chapter 25. ROTIFERA (G. TZSCHASCHEL)
- Chapter 26. LORICIFERA (R. HIGGINS & R. KRISTENSEN)
- Chapter 27. PRIAPULIDA (C. CALLOWAY)
- Chapter 28. KINORHYNCHA (R. HIGGINS)
- Chapter 29. POLYCHAETA (W. WESTHEIDE & G. PURSCHKE)
- Chapter 30. OLIGOCHAETA (C. ERSÉUS)
- Chapter 31. SIPUNCULA (M. RICE)
- Chapter 32. TARDIGRADA (J. RENAUD-MORNANT)
- Chapter 33. CLADOCERA (D. FREY)
- Chapter 34. OSTRACODA (D. KEYSER)
- Chapter 35. MYSTACOCARIDA (R. HESSLER)
- Chapter 36. COPEPODA (J. WELLS)
- Chapter 37. SÝNCARIDA (J. SIEG)
- Chapter 38. ISOPODA (R. ARGANO)
- Chapter 39. TANAIIDACEA (J. SIEG)
- Chapter 40. AMPHIPODA (L. WATLING)
- Chapter 41. CUMACEA (L. WATLING)
- Chapter 42. HALACAROIDEA (I. BARTSCH)
- Chapter 43. PYCNOGONIDA (C. CHILD)
- Chapter 44. INSECTA
- Chapter 45. SYMPHYLA
- Chapter 46. PAUROPODA
- Chapter 47. BRYOZOA (P. COOK)
- Chapter 48. ENTOPROCTA (= KAMPTOZOA) (C. NIELSEN)
- Chapter 49. BRACHIOPODA (C. NIELSEN)
- Chapter 50. SOLENOGASTRES (M. MORSE)
- Chapter 51. GASTROPODA (C. POIZAT)
- Chapter 52. BIVALVIA (C. POIZAT)
- Chapter 53. HOLOTHUROIDEA (D. PAWSON)
- Chapter 54. ASCIDIACEA (C. MONNIOT & F. MONNIOT)

INDEX

NEW OR REINSTATED MEMBERS

Elva ESCOBAR-BRIONES

Benthic Ecology Laboratory

Instituto de Ciencias del Mar y Limnologia

Universidad Nacional Autonoma de Mexico

Ap. Postal 70-305

04510 Mexico 20, D.F., Mexico

I am a graduate student for marine biology at the National University of Mexico and have been working for the last seven years with the macrobenthos, particularly the crustaceans of the Thalassia testudinum - community in a tropical lagoon in the Southern Gulf of Mexico. While studying the energy flux and bioenergetics I became interested in the meiobenthos.

Adriana VILLELLA

Northeastern University

Marine Science and Maritime Studies Center

East Point, Nahant, Ma 01908, U.S.A.

My MSc-thesis is on the composition and distribution of 'meiofaunal worms' in a New England salt marsh pool. The pool contains three different subhabitats: a floating Cladophora mat, microbial bottom layers and the basal peat substrate. I try to investigate the various factor systems and their impact on the meiofauna species.

Jean-Yves BODIOU

Laboratoire Arago

F-66650 Banyuls-sur-Mer, France

(No self-introduction available)

CHANGED ADDRESSES

A. ELEFThERIOU

Department of Biology

University of Crete

P.O. Pox 1470

Herakleion 71110

Crete, Greece

Paul MONTAGNA

The University of Texas at Austin

Marine Science Institute

Port Aransas, Texas 78373-1267, U.S.A.

Mary C. WATZIN

U.S. Fish and Wildlife Service

National Wetlands Research Center

1010 Gause Blvd.

Slidell, LA. 70458, U.S.A.

Yves GRELET

"Le Laghet"

29, Bd. F. Suarez

F-06340 La Trinité, France

Thomas G. CHANDLER
 (until July 1987)
 c/o O. Giere
 Zoologisches Institut und Museum
 Universität Hamburg
 Martin-Luther-King-Pl. 3
 2000 Hamburg 13
 Fed. Rep. Germany

"The recognition that animal behaviour have complex choreographies rich in meaning and perceptual and recognitive ambiguities renders fossil methods which attempt to classify animals in a a priori categories defined on gut contents, etc. Animals do not occupy a preconceived (by a human) niche, they define it".

After B. Marcotte, 1986, modified.

NEWS FROM THE MEMBERS

Dr. David J. PATTERSON
 Department of Zoology
 University of Bristol
 Bristol BS8 1UG
 England

"You can observe a lot by just watching".

"Experience is something you don't get until just after you need it".


In the first volume of the journal "Progress in Protistology" (eds. J. O. Corliss and D. J. Patterson) a review paper has been given by T. Fenchel on "Protozoan filter feeding". A future volume (No 3) will include an account of interstitial ciliates and flagellates and will also contain an article on amoebae from deep water benthos (by Tendal?).

"In any human enterprise, work seeks the lowest hierarchical level".

From "Murphy's LAW Day-by-Day Calendar" by permission of Price/Stern/Sloan Publ. Inc., Los Angeles, 1977.

P U Z Z L I N G B R U C E

What a tremendous output after just 10 hours driving! The Columbia group (B. Dudley, B. Feller, C. Couch, M. Ellis, L. Billheimer and, of course, Bruce Coull) created this beautiful crossword puzzle - advisable for all 'oldies', obligatory for all newcomers. Think, next time to/from Vienna - travels for whole days: which poetry, puzzles and pogoisms can we expect! Here is the USC-crossword puzzle, the first meiofauna puzzle ever! Please find the questions on page 14. Have fun and don't cheat!



QUESTIONNAIRE FOR THE MEIOFAUNA CROSSWORD PUZZLE


Across

- 1. another name for meiofauna (Gr.)
- 4. living between sand grains
- 8. meiobenthic arachnid
- 9. removed from sediment
- 11. kind of microscopy (abbr.)
- 12. measure of redox potential
- 13. used to quantitatively sample meiofauna
- 14. kind of microscopy (abbr.)
- 15. metric measure used to size meiofauna
- 17. method to extract meiofauna
- 20. used to see meiofauna
- 21. first used word meiobenthos
- 22. meiobenthic stain
- 25. redox (abbr.)
- 27. nematode copulatory organ
- 31. platform to collect meiofauna
- 32. kind of microscopy (abbr.)
- 34. without oxygen
- 35. copepod tail appendage (abbr.)
- 38. German father of meiobenthos
- 40. meiofaunal response to adverse conditions
- 42. chemical used to extract meiofauna
- 43. proposed site of 7th International Meiofauna Conference
- 44. most abundant meiofaunal taxon
- 45. meiofauna meeting in Columbia, S. Carolina
- 46. copepods in copula
- 48. spiny nose meiofauna (abbr.)
- 52. New Zealand copepod ecologist
- 53. the newest phylum
- 54. used to identify meiofauna
- 56. meiofauna in sulfide habitats
- 58. site of 5th International Meiofauna Conference
- 59. shelled protozoan meiofauna
- 60. copepod larvae
- 61. preservative or imbibed in quantity at meiofauna conferences (chem. formula)
- 62. water flow and cover, usually 2 times a day
- 63. hair, spine etc.
- 64. space between sand grains

Down

- 2. extraction device
- 3. habitat for meiofauna
- 5. most abundant meiofaunal taxon (abbr.)
- 6. counting and identifying
- 7. International Association of Meiobenthologists (abbr.)
- 8. smaller than meio
- 9. shelled crustacean
- 10. Plathelminth taxon
- 14. on front page of PSAMMONALIA
- 16. an up-and-down distribution of meiobenthos in sediment
- 18. zone of low oxidation-reduction potential
- 19. part of sieve
- 23. where meiofauna are found in fish
- 24. an unusual or rare form
- 26. chemical to relax meiofauna (chem. formula)
- 28. 2nd most abundant meiofaunal taxon overall
- 29. mean number of meiofauna per square meter
- 30. larger than meiofauna
- 33. ventrally ciliated interstitial worm
- 36. intertidal sandy habitat
- 37. removal of meiofauna from substrate
- 39. a parent of all meiobenthologists
- 41. meiofauna meeting in Tampa, Florida
- 46. protozoan meiofauna
- 47. meiofauna on plants
- 49. Chairman, International Association of Meiobenthologists, 1984-1986
- 50. organisms that live on the bottom
- 51. water bears (abbr.)
- 55. meiofauna meeting in Hamburg, Germany
- 57. habitat for interstitial fauna

*"Are you sure we're
on course for Baton Rouge?
I can't see John Fleezer!"*



- 10 -
RECENT LITERATURE

- ACHILLES STAMBOLIDIS, E., 1985. Zur Kenntnis der Ostracoden des Evros-Delta (Nord-Ägäisches Meer), Griechenland. Mitt. hamb. zool. Mus. Inst., 82: 155-254.
- AISSA, P., 1985. Observations sur la méiofaune de la lagune de Bizerte (Tunisie). Rapp. Proc.-verb. Réunion. Comm. int. Expl. sci. Mer Mediterr., 29: 31-32.
- ALADIN, N. V. & SHORNIKOV, E. I., 1986. Salinity adaptations and osmoregulatory abilities in the Ostracoda from the Sea of Japan. Part 1. Zool. Zh., 65: 829-836. (In Russian; English abstract).
- ALBRECHT, J., 1986. Periphyton (Aufwuchs) communities of ciliated Protozoa in salt-polluted running waters of the Weser River basin - their structure and indicator value (including model ecosystems). Int. Revue ges. Hydrobiol., 71: 187-224.
- ALI, M. A., SULTAN KRISHNAMURTHY, K. & PRINCE JEYASEEHAN, M. J., 1983. Energy flow through the benthic ecosystem of the mangroves with special reference to nematodes. Mahasagar Bull. nat. Inst. Oceanogr., 16: 317-325.
- ALONGI, D. M., 1985. Effects of physical disturbance on population dynamics and trophic interactions among microbes and meiofauna. J. mar. Res., 43: 351-364.
- ANSARI, Z. A., 1984. Benthic macro- and meiofauna of seagrass (*Thalassia hemprichi*) bed at Minicoy, Lakshadweep. Indian J. mar. Sci., 13: 126-127.
- ARMONIES, W., 1986. Free-living Plathelminthes in North Sea salt marshes: adaptations to environmental instability. An experimental study. J. exp. mar. Biol. Ecol., 99: 181-198.
- ARTHRINGTON, A. H. YEATES, G. W. & CONRICK, D. L., 1986. Nematodes, including a new record of *Tobrilus diversipapillatus* in Australia, as potential indicators of sewage effluent pollution. Aust. J. Mar. Fshwt. Res., 51: 159-166.
- AVDEEV, G. V., 1986. New harpacticoid copepods associated with Pacific cephalopods. Crustaceana, 51: 49-66
- AZIS, P. K. A. & NAIR, N. B., 1983. Meiofauna of the Edava-Nadayara Paravur backwater system, South-West coast of India. Mahasagar Bull. nat. Inst. Oceanogr., 16: 55-65
- BACCAERT, J., 1986. Foraminiferal bio- and thanatocoenoses of reef flats, Lizard Island, Great Barrier Reef. Nature of substrate. Annls. Soc. R. Zool. Belg., 116: 3-14.
- BADER, C., 1983. Zwei neue Wassermilben-Arten aus dem Interstitial des Mittelmeergebietes. Riv. idrobiol., 22: 169-177.
- BAGGE, P. & MERILAINEN, J. J., 1985. The occurrence of water mites (Acari: Hydrachnellae) in the estuary of the River Kyrönjoki (Bothnian Bay). Ann. zool. fenn., 22: 123-127.
- BALSAMO, M. & KISIELEWSKI, J., 1986. *Chaetonotus fluviatilis*, a new freshwater gastrotrich. Boll. Zool., 53: 111-114.
- BARTSCH, I., 1985. Halacaridae (Acari) from the Strangford Narrows and the Irish Sea. Proc. roy. Irish Acad., B 85: 21-35.
- BARTSCH, I., 1985. Zur Halacaridenfauna (Halacaridae, Acari) der Philippinen. Beschreibung von drei neuen Arten. Mitt. hamb. zool. Mus. Inst., 82: 269-277.
- BARTSCH, I., 1985. New species of Halacaridae (Acari) from New Zealand. N. Z. J. Zool., 12: 547-560.
- BARTSCH, I., 1986. A new species of *Halixodes* (Halacaridae, Acari) and a review of the New Zealand species. J. Roy. Soc. N. Z., 16: 51-56.
- BERGSTRÖM, J., 1986. Metazoan evolution - a new model. Zool. Scr., 15: 189-200.
- BOUCHER, G., 1985. Long-term monitoring of meiofauna densities after the Amoco Cadiz oil spill. Mar. Pollut. Bull., 16: 328-333.
- BOURGUET, J.-P., 1986. Contribution à l'étude de *Cletocamptus retrogressus* Schmankevitch, 1875 (Copepoda, Harpacticoida). I. Développement larvaire-stades copepodites. Crustaceana, 51: 66-76.
- BRAND, G. W., FABRIS, G. J. & ARNOTT, G. H., 1986. Reduction of population growth in *Tisbe holothuriae* Humes (Copepoda: Harpacticoida) exposed to low cadmium concentrations. Aust. J. Mar. Freshwat. Res., 37: 475-480.
- BROWNAWELL, B. J. & FARRINGTON, J. W., 1986. Biogeochemistry of PCBs in interstitial waters of a coastal marine sediment. Geochim. Cosmochim. Acta, 50: 157-169.
- BRUGGEMANN, J., 1986. Feinstruktur der Protozoen von *Paromalostomum proceracauda* (Platyhelminthes, Macrostomida). Zoomorphology, 106: 147-154.
- BUNKE, D., 1985. Ultrastructure of the spermatozoon and spermiogenesis in the interstitial annelid *Potamodrilus fluviatilis*. J. Morphol., 185: 203-216.
- BURKOVSKIY, J. V., 1986. Experiments on transplantation of marine psammophilous infusorians into estuary. Zool. Zh., 65: 1125-1131. (In Russian; English summary).
- CAREY, P. G., 1986. A method for long-term laboratory maintenance of marine psammophilic ciliates. J. Protozool., 33: 442-443.
- CHESUNOV, A. V., 1986. Two sympatric species of nematodes from the genus *Megadesmolaimus* (Monhysterida, Linhomoeidae) in the Red Sea. Zool. Zh., 65: 819-828. (In Russian; English abstract).
- COLACINO, J. M. & KRAUS, D. W., 1984. Hemoglobin-containing cells of *Neodasys* (Gastrotricha, Chaetonotida). II. Respiratory significance. Comp. Biochem. Physiol., 79A: 363-369.
- COMMITO, J. A. & AMBROSE, W. G., Jr., 1985. Multiple trophic levels in soft-bottom communities. Mar. Ecol. Prog. Ser., 26: 289-293.
- CORLISS, J. O. & SNYDER, R. A., 1986. A preliminary description of several new ciliates from the Antarctica, including *Cohnilembus grassei* n. sp. Protistologica, 22: 39-46.
- COSTAN, G. & PLANAS, D., 1986. Effects of a short-term experimental acidification on a micro-invertebrate community: Rhizopoda, Testacea. Can. J. Zool., 64: 1224-1230.


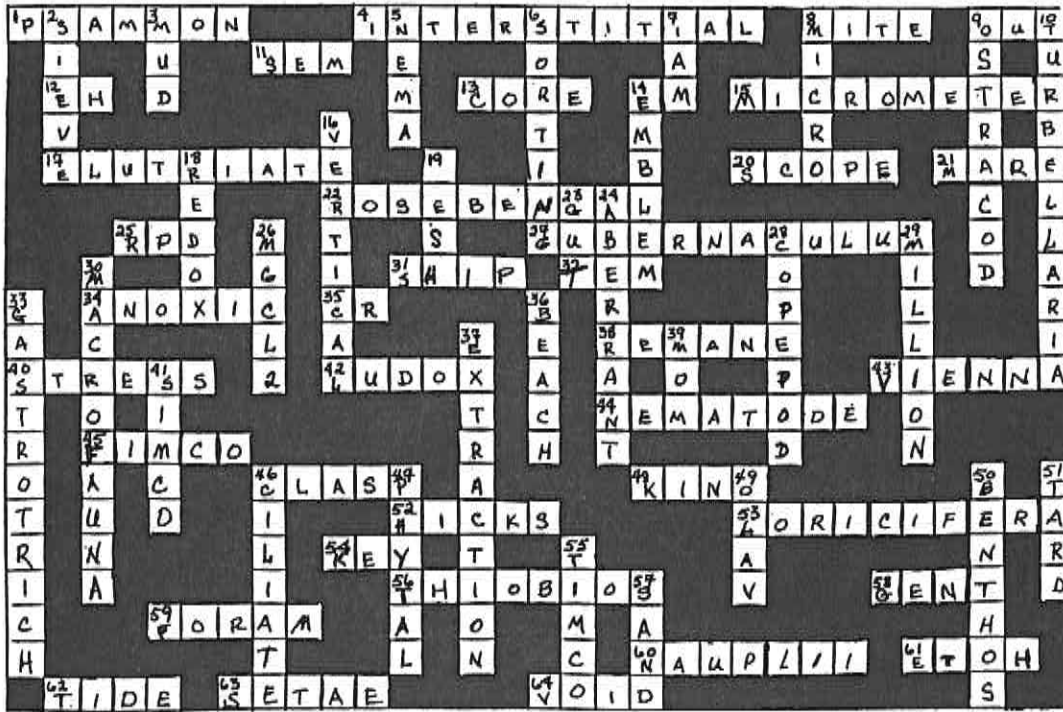
- COULL, B. C., 1985. The use of long-term biological data to generate testable hypotheses. *Estuaries*, **8**: 84-92.
- D'ADDABBO GALLO, M., GRIMALDI DE ZIO, S. & MORONE DE LUCIA, M. R., 1986. Description of two species of Halechiniscidae belonging to the sub-families Halechiniscinae and Styroconyxinae (Tardigrada: Heterotardigrada). *Oebalia*, **13**: 69-75.
- DAHMS, H.-U., 1986. Zur Harpacticidenfauna der Jade (innerer Teil) im Tidebereich. *Drosera*, **85**: 65-76.
- DOE, D. A., 1986. Ultrastructure of the copulatory stylet and accessory spines in *Haplopharynx quadrstimulus* (Turbellaria). *Hydrobiologia*, **132**: 157-163.
- DOE, D. A., 1986. Ultrastructure of the copulatory organ of *Haplopharynx quadrstimulus* and its phylogenetic significance (Plathelminthes, Haplopharyngida). *Zoomorphology*, **106**: 163-173.
- ELMGREN, R., ANKAR, S., MARTELEUR, B., EJDUNG, G., 1986. Adult interference with postlarvae in soft sediments: The *Pontoporeia-Macoma* example. *Ecology*, **67**: 827-836.
- ERSEUS, C., 1986. A new species of *Phallodrilus* (Oligochaeta, Tubificidae) from a limestone cave on Bermuda. *Sarsia*, **71**: 7-10.
- FAVA, G., 1986. Genetic differences in experimental populations of the copepod *Tisbe clodiensis* Battaglia & Fava from two Adriatic lagoons. *J. exp. mar. Biol. Ecol.*, **97**: 51-62.
- FAVA, G., LAZZARETTO, I. & MARTINI, E., 1985. Diminution de la salinité et modification de quelques caractères morphométriques chez un Copépode Harpacticoides lagunaire. *Rapp. Proc.-Verb. Reun. Comm. int. Explor. Sc. Mer Mediterr.*, **29**: 71-72.
- FERNANDEZLEBORANS, G. & DEZALDUMBIDE, M. C., 1986. A new species of marine ciliates (Ciliophora, Hypotricida) from the Mediterranean Sea. *Zool. Zh.*, **65**: 612-616. (In Russian).
- FINLAY, B. J., FENCHEL, T. & GARDENER, S., 1986. Oxygen perception in the freshwater ciliated protozoan *Loxodes*. *J. Protozool.*, **33**: 157-165.
- FLEEGER, J. W. & GEE, J. M., 1986. Does interference competition determine the vertical distribution of meiobenthic copepods? *J. exp. mar. Biol. Ecol.*, **95**: 173-183.
- FOREMAN, K. H., 1985. Do predators, resources or physical factors control the seasonal cycle of meiofauna in marshes? *Estuaries*, **8**: 119A.
- FOX, C. A. & POWELL, E. N., 1986. Meiofauna and the sulfide system: the effects of oxygen and sulfide on the adenylate pool of three turbellarians and a gastrotrich. *Comp. Biochem. Physiol.*, **85A**: 37-44.
- GALTSOVA, V. V. & SHEREMETEVSKI, A. M., 1985. Meiobenthos of Onega Bay of the White Sea. In: *Ecosystems of Onega Bay of the White Sea*, Akad. Nauk USSR, Zool. Inst., Explorations of the Fauna of the Seas, **33**: 88-112. (In Russian; English summary).
- GEE, J. M., WARWICK, R. M., DAVEY, J. T. & GEORGE, C. L., 1985. Field experiments on the role of epibenthic predators in determining prey densities in an estuarine mudflat. *Estuar. Coast. Shelf Sci.*, **21**: 429.
- GENERMONT, J., 1985. Life cycles in free-living Ciliates. *Bull. Soc. Zool. France*, **110**: 261-268.
- GIBSON, R., 1986. A new monostiliferous Hoplonemertean, *Meionemertes polygonimos* gen. et sp. nov., from the South Pacific (Nemertea). *Zool. Anz.*, **216**: 279-288.
- GIBSON, R., MOORE, J., RUPPERT, E. E. & TURBEVILLE, J. M., 1986. A new species of *Proso-rhochmus* (Hoplonemertea, Monostilifera) from South Carolina. *J. Zool.*, **209**: 327-336.
- GRELET, Y., 1984. Peuplements meiobenthiques et structure de la nematofauna du Golf d' Aquaba (Jordanie - Mer Rouge). Thesis Aix-Marseille Univ., 140 pp.
- HAMERLYNCK, O., HEIP, C. & REDANT, F., 1986. Life-history, food consumption and food resource partitioning in two sympatric gobies *Potamoschistus minutus* and *P. lozanoi* in the Belgian coastal waters. *Ices C. M.* 1986/L: **14**: 37 pp.
- HARTMANN, G., 1985. Ostracoden aus der Tiefsee des Indischen Ozeans und der Iberischen See, sowie von ostatlantischen sublitoralen Plateaus und Kuppen. Mit einer Tabelle der bislang bekannten rezenten Tiefseeostracoden. *Senckenberg. marit.*, **17**: 89-146.
- HARTMANN, G. & PETERSEN, H., 1985. Homonyms of recent and fossil Ostracoda (Crustacea) and the introduction of three new names. *Mitt. hamb. zool. Mus. Inst.*, **82**: 263-267.
- HERMAN, R. L., VAN HOLSBEKE, K. & HEIP, C., 1986. Benthic studies of the North Sea. XI. The meiofauna of the Belgian coastal waters in the period 1980-1981. *Ices C. M.* 1986/L, **12**: 25pp.
- HERRMANN, J., 1985. Reproductive strategies in *Dendrocoelum lacteum* (Turbellaria) - comparison between Swedish and British populations. *Verh. Int. Ver. theor. angew. Limnol.*, **22**: 2974-2978.
- HICKS, G. R. F., 1986. Distribution and behavior of meiofaunal copepods inside and outside seagrass beds. *Mar. Ecol. Prog. Ser.*, **31**: 159-170.
- HICKS, G. R. F. & MARSHALL, B. A., 1985. Sex selective predation of deep-sea meiobenthic copepods by pectinacean bivalves and its influence on copepod sex ratios. *N. Z. J. mar. Freshwat. Res.*, **19**: 227-231.
- HIGGINS, R. P., 1986. A new species of *Echinoderes* (Kinorhyncha: Cyclorhagida) from a coarse-sand California beach. *Trans. Am. Microsc. Soc.*, **105**: 266-273.
- HIGGINS, R. P. & KRISTENSEN, R. M., 1986. New Lorificera from southeastern United States coastal waters. *Smith. Contr. Zool.*, **438**: 1-70.
- HODDA, M. & NICHOLAS, W. L., 1986. Nematode diversity and industrial pollution in the Hunter River estuary. *Mar. Pollut. Bull.*, **17**: 251-254.
- HO-JU-SHEY, 1986. Harpacticoid copepods of the genera *Sunaristes* and *Porcellidium* associated with hermit crabs in Japan. *Rep. Sado mar. Biol. Stat. Niigata Univ.*, **16**: 21-38.
- HOLBROOK, M. J. L. & GRASSLE, J. P., 1984. The effect of low density on the development of simultaneous hermaphroditism in male *Capitella* species I (Polychaeta). *Biol. Bull. Mar. Biol. Lab. (Woods Hole)*, **166**: 103-109.
- HORNE, D. J., 1986. Two new species of *Pseudocythere* Sars (Crustacea, Ostracoda) from Britain and Norway. *Hydrobiologia*, **39**: 119-122.

- JENSEN, P., 1986. Nematode fauna in the sulfide-rich brine seep and adjacent bottoms of the East Flower Garden, NW Gulf of Mexico. IV. Ecological aspects. *Mar. Biol.*, 92: 489-503.
- KARLING, T. G., 1986. Free-living marine Rhabdocoela (Platyhelminthes) from the N. American Pacific coast, with remarks on species from other areas. *Zool. Scr.*, 15: 201-220.
- KELLER, M., 1986. Structure of meiobenthic populations in the area polluted by sewage water outfall. *Ann. L'Inst. Ocean.*, 62: 13-36. (In French).
- KHOLODOV, V. I. & KISELEVA, M. I., 1986. Statistical analysis of the effect of different substrates on density of settlement of macro- and meiobenthic organisms. *Sov. J. Mar. Biol. (Transl. Biol. Mor.)* 11: 69-76.
- KLAUSER, M. D., 1986. Mucous secretions of the acoel turbellarian *Convoluta* sp. Orsted: an ecological and functional approach. *J. exp. mar. Biol. Ecol.*, 97: 123-134.
- KNATZ, G., 1986. Temporal distribution and reproductive patterns of harpacticoid copepods from Los Angeles - Long Beach harbors. *J. Crust. Biol.*, 6: 79-89.
- KORNICKER, L. S., 1986. Cylindroleberididae of the western North Atlantic and northern Gulf of Mexico, and zoogeography of the Myodocopina (Ostracoda). *Smiths. Contr. Zool.*, 425: 139 pp.
- LALANA RUEDA, R., 1984. Fauna asociado a las comunidades de algas en la laguna costera El Basto. *Rev. invest. mar.*, 5: 3-8.
- LAMMERT, V., 1985. The fine structure of proto-nephridia in Gnathostomulida and their comparison within Bilateralia. *Zoomorphology*, 105: 308-316.
- LITTLE, C., 1986. Fluctuations in the meiofauna of the Aufwuchscommunity in a brackish water lagoon. *Estuar. Coast. Shelf Sci.*, 23: 263-276.
- LOEBLICH, A. R., Jr. & TAPPAN, H., 1986. Some new and revised genera and families of hyaline calcareous Foraminiferida (Protozoa). *Trans. Am. Microsc. Soc.*, 105: 239-265.
- LORENZEN, S., 1986. *Odontobius* (Nematoda, Monhysteridae) from the baleen plates of whales and its relationship to *Gammarinema* living on crustaceans. *Zool. Scr.*, 15: 101-106.
- LORENZEN, S., 1986. Nematoda: interstitial nematodes from marine, brackish and hypersaline environments, pp. 133-142. IN: *Stygofauna Mundi*, a faunistic, distributional and ecological synthesis of the world fauna inhabiting subterranean waters (including the marine interstitial). (Ed.) L. Botosaneanu. E. J. Brill/Dr. W. Backhuys, Leiden.
- LUCKENBACH, M. W., 1986. Sediment stability around animal tubes: The roles of hydrodynamic processes and biotic activities. *Limnol. Oceanogr.*, 31: 779-787.
- MACGOWAN, J. B., 1986. A new, efficient technique for permanent nematode storage. *J. Nematol.*, 18: 419-420.
- MALLAN, D. E. & McLACHLAN, A., 1985. Vertical gradients of meiofauna and bacteria in subtidal sandy sediments from two high-energy surf zones in Algoa Bay, South Africa. *S. Afr. J. mar. Sci.*, 3: 43-53.
- MARINOR, T. & APOSTOLOV, A., 1985. Copépodes harpacticoides de l'Océan Atlantique. I. Espèces des côtes du Sahara espagnol. *Cah. Biol. Mar.*, 26: 165-180.
- MARTENS, P. & SCHOCKAERT, E. R., 1986. The importance of turbellarians in the marine meiobenthos: a review. *Hydrobiologia*, 132: 295-303.
- MAY, L., 1986. Rotifer sampling - a complete species list from one visit? *Hydrobiologia*, 134: 117-120.
- MIELKE, W., 1986. Copepods of the meiofauna from Chile, with description of two new species. *Rev. Chilena Hist. Natur.*, 59: 73-86. (In Spanish).
- MURTY, P. V. M., 1983. Distribution of phytal harpacticoid copepods along Visakhapatnam coast. *Mahasagar Bull. nat. Inst. Oceanogr.*, 16: 47-54.
- NALEPA, T. F., 1985. Occurrence of a resting stage in the cyclopoid and harpacticoid copepods in nearshore Lake Michigan. *J. Great Lakes Res.*, 11: 59-66.
- NALEPA, T. F. & QUIGLEY, M. A., 1983. Abundance and biomass of the meiobenthos in nearshore Lake Michigan with comparisons to the macrobenthos. *J. Great Lakes Res.*, 9: 530-547.
- NUSS, B., 1985. Ultrastrukturuntersuchungen zur Nahrungsabsorption von aquatischen Nematoden. *Veröff. Inst. Meeresforsch. Bremerhaven*, 21: 1-69.
- PESCE, G. L., 1985. Cyclopoids (Crustacea, Copepoda) from West Indian groundwater habitats. *Bijdr. Dierk.*, 55: 295-323.
- PESCE, G. L. & APOSTOLOV, A., 1985. *Elaphoidella margaritae* sp. n., a new phreatobiotic harpacticoid from subterranean waters of Thailand (Crustacea, Copepoda, Canthocamptidae). *Acta zool. Bulg.*, 28: 70-75.
- PIHL, L., 1985. Food selection and consumption of mobile epibenthic fauna in shallow marine areas. *Mar. Ecol. Prog. Ser.*, 22: 169-179.
- POWELL, E. N., BRIGHT, T. J. & BROOKS, J. M., 1986. The effect of sulfide and an increased food supply on the meiofauna and macrofauna at the East Flower Garden brine seep, Helgoland. *Meeresunters.*, 40: 57-83.
- PREJS, K., 1986. Nematodes as a possible cause of rhizome damage in three species of *Potamogeton*. *Hydrobiologia*, 131: 281-286.
- PREJS, K. & BERNARD, B., 1985. Meiobenthos of man-made Lake Zegrzyńskie. *Ekol. pol.*, 33: 499-505.
- PUGH, P. J. A. & KING, P. E., 1985. Feeding in intertidal Acari. *J. exp. mar. Biol. Ecol.*, 94: 269-280.
- PUGH, P. J. A. & KING, P. E., 1986. Activity rhythms in littoral Acari under laboratory conditions. *J. exp. mar. Biol. Ecol.*, 100: 37-46.
- PUGH, P. J. A. & KING, P. E., 1986. Seasonality in some British intertidal Acari. *J. Nat. Hist.*, 20: 653-666.
- RENAUD-MORNANT, J., 1986. Gastrotricha, pp.86-109. IN: *Stygofauna Mundi*, a faunistic, distributional and ecological synthesis of the world fauna inhabiting subterranean waters (including the marine interstitial). (Ed.) L. Botosaneanu. E. J. Brill/Dr. W. Backhuys, Leiden.

- RENAUD-MORNANT, J. 1986. Tardigrada, pp.254-262. IN: Stygofauna Mundi, a faunistic, distributional and ecological synthesis of the world fauna inhabiting subterranean waters (including the marine interstitial). (Ed.) L. Botosaneanu. E. J. Brill/Dr. W. Backhuys, Leiden.
- RIEMANN, F., 1986. *Nicascolaimus punctatus* gen. et sp. n. (Nematoda, Axonolaimoidea), with notes on sperm dimorphism in free-living marine nematodes. Zool. Scr., 15: 119-124.
- SARVALA, J., 1986. Patterns of benthic copepod assemblages in an oligotrophic lake. Ann. Zool. fenn., 23: 101-130.
- SHEN, Y. F., BUIKEMA, A. L., Jr., YOUNGUE, W. H., Jr., PRATT, J. R. & CAIRNS, J., Jr., 1986. Use of protozoan communities to predict environmental effects of pollutants. J. Protozool., 33: 146-151.
- SCHRIEVER, G., 1986. The status of the genus *Thieliella* Schriever (Copepoda, Ancorboldidae) including the description of the male of *Cletodes endopodita* (Schriever, 1984). Crustaceana, 51: 102-103.
- SCHRIEVER, G., 1986. New Harpacticoida (Crustacea, Copepoda) from the North Atlantic Ocean. VIII. The description of *Eurycletodes* (*Oligocletodes*) *quadrispinosa* sp. n. and the male of *E. (O.) monardi* Smirnov (Cletodidae). Zool. Scr., 15: 233-236.
- SCHWINGHAMER, P., HARGRAVE, B., PEER, D. & HAWKINS, C. M., 1986. Partitioning of production and respiration among size groups of organisms in an intertidal benthic community. Mar. Ecol. Prog. Ser., 31: 131-142.
- SMITH, P. S. & TYLER, S., 1986. Frontal organs in the Acoelomorpha (Turbellaria) ultrastructure and phylogenetic significance. Hydrobiologia, 132: 71-78.
- SOPOTT-EHLERS, B., 1986. Fine-structural characteristics of female and male germ cells in Proseriata Otoplanidae (Platyhelminthes). Hydrobiologia, 132: 137-144.
- STOCK, J. H., HOLSINGER, J. R., SKET, B., & ILLIFFE, T., 1986. Two new species of *Pseudoniphargus* (Amphipoda), in Bermudian groundwaters. Zool. Scr., 15: 237-249.
- STRAYER, D., 1985. The benthic micrometazoans of Mirror Lake, New Hampshire. Arch. Hydrobiol./Suppl., 72: 287-426.
- STRAYER, D., 1986. The size structure of a lacustrine zoobenthic community. Oecologia (Berlin), in press.
- STRAYER, D. & LIKENS, G. E., 1986. An energy budget for the zoobenthos of Mirror Lake, New Hampshire. Ecology, 67: 303-313.
- TIMOSHKIN, O. A., 1986. Rostellar ciliated worms (Turbellaria, Kalyptorhynchia) from the Lake Baikal. 2. Members of the genera *Opisthocystis* and *Gyratrix*. Zool. Zh., 65: 973-980. (In Russian, English abstract).
- TUNNICLIFFE et 6 coauthors: Hydrothermal vents of Explorer Ridge, northeast Pacific. Deep-Sea Res. A, 33: 401-412.
- UHLIG, G., 1984. Progress in mass cultivation of harpacticoid copepods for mariculture purposes. In: Research and Aquaculture, pp. 261-273. (Rosenthal, H. & Sarig, S., eds.). European Maricult. Soc. Spec. Publ., Bredene, Belgium.
- USHER, M. B. & EDWARDS, M., 1986. A biometrical study of the family Tydeidae (Acari, Prostigmata) in the maritime Antarctic, with descriptions of three new taxa. J. Zool. Lond. A, 209: 355-383.
- VAN DER LOEFF, M. M. R. & LAVALEYE, M. S. S., 1986. Sediments, fauna, and the dispersal of radionuclides at the N.E. Atlantic dumpsite for low-level radioactive waste. Report of the Dutch DORA program. Nethl. Inst. Sea Res., 134 pp. (Pages 78-100 deal with meiofauna and nematode species).
- VERSCHRAEGEN, K., VRANKEN, D., VAN GANSBEKE, D., HEIP, C. & BOFFE, A., 1986. Comparison of demographic (life- and fecundity table analysis) and biochemical (ATP and ACE) characteristics as sublethal pollution indices in the marine nematode *Monhystera disjuncta*. ICES C. M. 1986/E, 11: 17 pp.
- VERVOORT, W., 1986. Bibliography of Copepoda, up to and including 1980. Part I (A-G). Crustaceana, Suppl., 10: 1-369.
- VINCX, M. & HEIP, C., 1986. Seasonal fluctuations of *Sabatiera* species from the Southern Bight of the North Sea. ICES C. M. 1986/L, 11: 16pp.
- VRANKEN, G., HERMAN, P. M. J., VINCX, M. & HEIP, C., 1986. A re-evaluation of marine nematode productivity. Hydrobiologia, 135: 193-196.
- VRANKEN, G., VANDERHAEGHEN, R. & HEIP, C., 1985. Toxicity of cadmium to free-living marine and brackish water nematodes (*Monhystera microphthalma*, *Monhystera disjuncta*, *Pellioiditis marina*). Dis. aquat. Org., 1: 49-58.
- WARWICK, R. M., GEE, J. M., BERGE, J. A. & AMBROSE, W., 1986. Effects of the feeding activity of the polychaete *Streblosoma bairdi* (Malmgren) on meiofaunal abundance and community structure. Sarsia, 71: 11-16.
- WATZIN, M. C., 1986. Larval settlement into marine soft sediment systems: interactions with the meiofauna. J. exp. mar. Biol. Ecol., 98: 65-114.
- WESTHEIDE, W., 1986. The nephridia of the interstitial polychaete *Hesionides arenaria* and their phylogenetic significance (Polychaeta, Hesionidae). Zoomorphology, 106: 35-43.
- ZANDER, C. D. & HAGEMANN, T., 1986. Fluctuations of prey, abundance and biomass of gobies (Gobiidae, Pisces) in a shallow habitat of the Western Baltic Sea. Zool. Anz., 216: 289-304.



ANSWERS TO OUR MEIOBENTHOS CROSSWORD PUZZLE



VERMOLOGY

The worms were here before us.
 Perhaps, when we are gone,
 they will be here still. -
 Lords of the Earth!

From:
 The little worm book
 J. & A. Ahlberg
 Viking Press,
 New York, 1979

*See no evil! Hear no evil! Speak no evil!
 Better be a mouthless oligochaete!*

MERRY CHRISTMAS
SEASON GREETINGS
AND BEST WISHES
FOR 1987!



thanks to Rudi Novak